



"WE MAKE THE KITCHEN BETTER!"

ATOSA USA, INC.

Toll Free: 855-855-0399 Email: info@atosausa.com

www.atosa.com | www.atosausa.com

California, Colorado, Florida, Georgia, Illinois,
New Jersey, Ohio, Texas, Washington

450 lb Ice Machine

Standard Features

- Designed for Beverage Dispensers or with our CYR400P ice bin (available for purchase)
- Up to 460 lb production ice machine (per 24 hrs)
- Durable stainless steel exterior
- Air cooled condenser
- Requires use of a drain
- NSF and ETL listed
- Removable air filter
- Power switch accessible without panel removal
- Ice dimension: 3/8" x 7/8" x 7/8"
- Self-contained
- R290 refrigerant
- **Includes 3M water filter system standard**
- NEMA 5-15 plug standard
- Cut out size for dispenser: 20 3/4" x 7"

Maintenance and cleaning are not covered under warranty

All Atosa Ice machines should have the included 3M water filter system & cartridge installed. Recommended 3M cartridge replacement is recommended every 6 months. (may vary based on water quality)

Half-diced cube

Inlet hose

Drain hose



1. Don't forget to leave the unit some room to breathe!
2. Please clean the condenser frequently to give the unit more fresh air.



**2 YEAR PARTS AND LABOR WARRANTY
5 YEAR COMPRESSOR PART WARRANTY**

MODELS:

YR450S-AP-161 with CYR400P Bin



***Shown with optional bin CYR400P**

Optional bin #CYR400P

Modular model YR450S-AP-161





"WE MAKE THE KITCHEN BETTER!"

ATOSA USA, INC.

Toll Free: 855-855-0399 Email: info@atosausa.com

www.atosa.com | www.atosausa.com

California, Colorado, Florida, Georgia, Illinois,

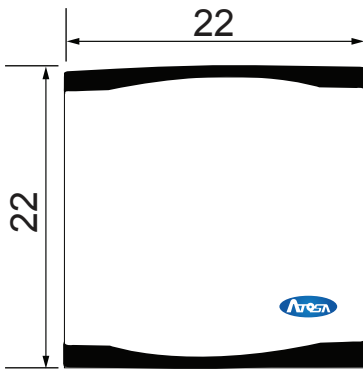
New Jersey, Ohio, Texas, Washington

SPECIFICATIONS

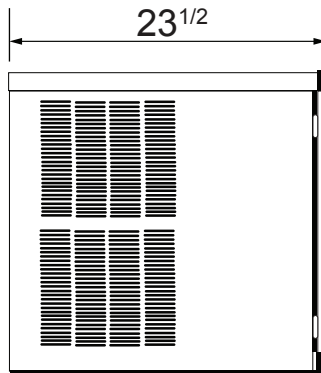
Model	Type	Refrigerant	Voltage (V/Hz/Ph)	Rated Current (A)	Power(W)	kWh/100 lb Ice	Ice-making Capacity (lb/hr)	Leg (inch)	Exterior Dimensions (inch)	Gross Weight (lb)
YR450S-AP-161	Cube ice	R290	115/60/1	9.6	965	5.04	460/24	6	22 × 23 ^{1/2} × 22	158

PLAN VIEW


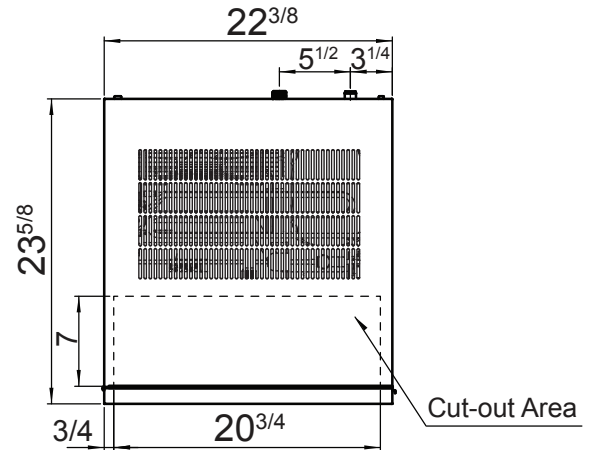
Front View



Side View



Bottom View



Model	Water Inlet	Water Outlet	Bin Drain
YR140-AP-161	3/8" "Slip" style connector / Accepts 3/8" OD Tubing	3/4" Hose Barb / Accepts 3/4" Rubber Hose (hose clamp needed)	Incorporated in Water Outlet
YR280-AP-161	3/8" "Slip" style connector / Accepts 3/8" OD Tubing	3/4" Hose Barb / Accepts 3/4" Rubber Hose (hose clamp needed)	Incorporated in Water Outlet
YR450-AP-161	3/8" "Slip" style connector / Accepts 3/8" OD Tubing	3/4" Hose Barb / Accepts 3/4" Rubber Hose (hose clamp needed)	3/4" Hose Barb / Accepts 3/4" Rubber Hose (hose clamp needed)
YR450S-AP-161	3/8" "Slip" style connector / Accepts 3/8" OD Tubing	3/4" Hose Barb / Accepts 3/4" Rubber Hose (hose clamp needed)	3/4" Hose Barb / Accepts 3/4" Rubber Hose (hose clamp needed)
YR800-AP-261	1/4" "Slip" style connector / Accepts 1/4" OD Tubing	3/4" Hose Barb / Accepts 3/4" Rubber Hose (hose clamp needed)	3/4" Hose Barb / Accepts 3/4" Rubber Hose (hose clamp needed)
HD350-AP-161	3/8" "Slip" style connector / Accepts 3/8" OD Tubing	3/4" Hose Barb / Accepts 3/4" Rubber Hose (hose clamp needed)	3/4" Hose Barb / Accepts 3/4" Rubber Hose (hose clamp needed)